


MAKE YOUR OWN POP BADGE




Look starry with Michael ... be romantic with Donny ... shine like a diamond with Marty ... be square and keep David all to yourself ... look stunning with Dave Bowie ... be a two-guy girl with Andy and David ...

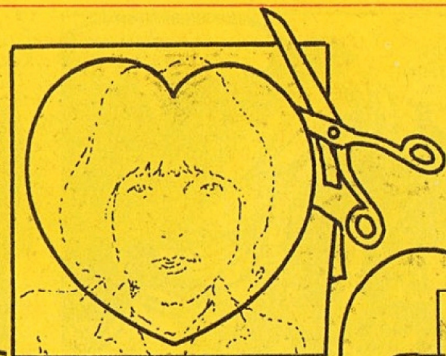
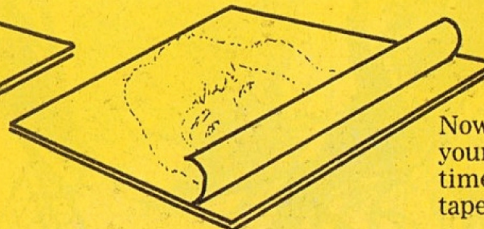


JOIN in on the latest craze to invade the PINK office ... wear your fave pop star close to your heart ... or pin him to your jeans, belt or bag — even slide him in your hair! We've made some great shapes of some great faces for you (above) — all you have to do is decide who your fave face is and follow the instructions below! Now you're all set — you'll never have him closer to you than he is now!

Cut out a square of card from an old cereal pack *larger* than that of your fave face and spread some glue on the back.



Now cut loosely round 'him', leaving yourself room for mistakes, and stick to the card.



Now, *very carefully* shape up your pop badge, taking your time with the scissors. Lastly, tape a safety pin to the back!

